


Track Pad Gestures and Short Cuts





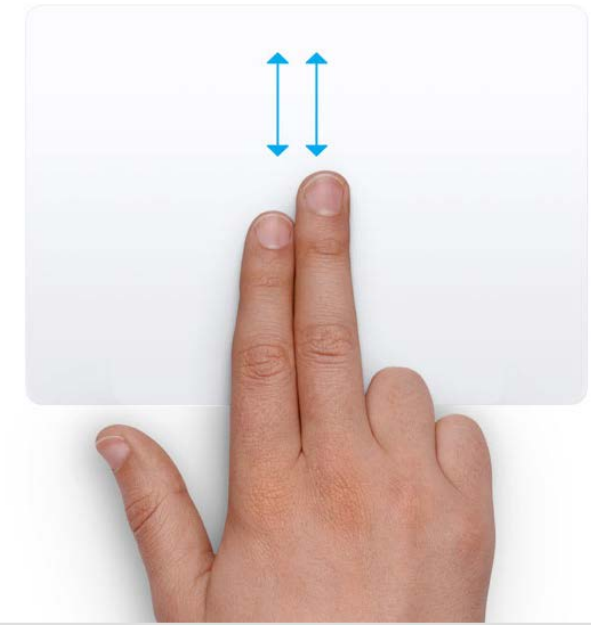
Tap to click

Tap with one finger to click.




Secondary click (right-click)

Click or tap with two fingers.




Scroll

Slide two fingers up or down to scroll.¹




App Exposé

Swipe down with four fingers to see all windows of the app you're using




Mission Control

Swipe up with four fingers to open.



Zoom in or out

Pinch with two fingers to zoom in or out.



Rotate

Move two fingers around each other to rotate a photo or other item.



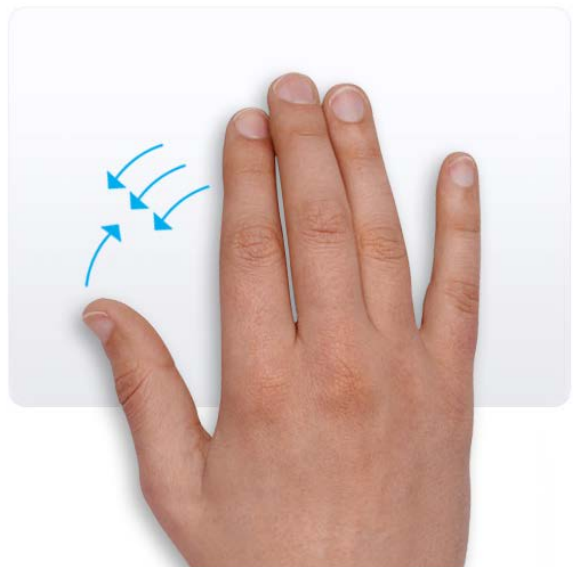
Look up and data detectors

Tap with three fingers to look up a word or take other actions with dates, addresses, phone numbers, and other data.



Show desktop

Spread your thumb and three fingers apart to show your desktop.




Launchpad

Pinch your thumb and three fingers together to display Launchpad.





Smart zoom

Double-tap with two fingers to zoom in and back out of a webpage or PDF.



Swipe between pages

Swipe left or right with two fingers to show the previous or next page.



Open Notification Center

Swipe left from the right edge with two fingers to show Notification Center.

Swipe between full-screen apps

Swipe left or right with four fingers to move between desktops and full-screen apps.

Cut

Command - x

Copy

Command - c

Paste

Command - v

Undo

Command - z

Print

Command - p

Close Window

Command - w

Switch Apps

Command - tab

Quit App

Command - q

Spotlight

Command - spacebar

Screen Shot

Shift - Command - 3

Screen Shot - Select

Shift - Command - 4